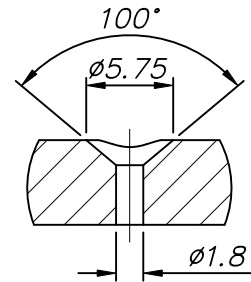
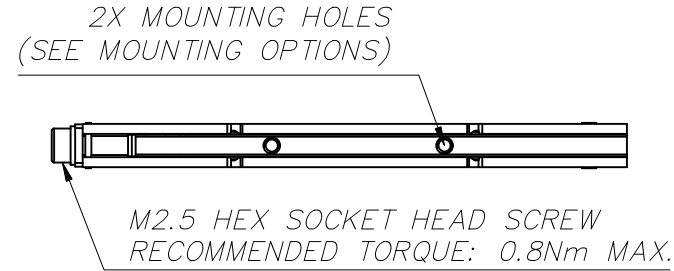


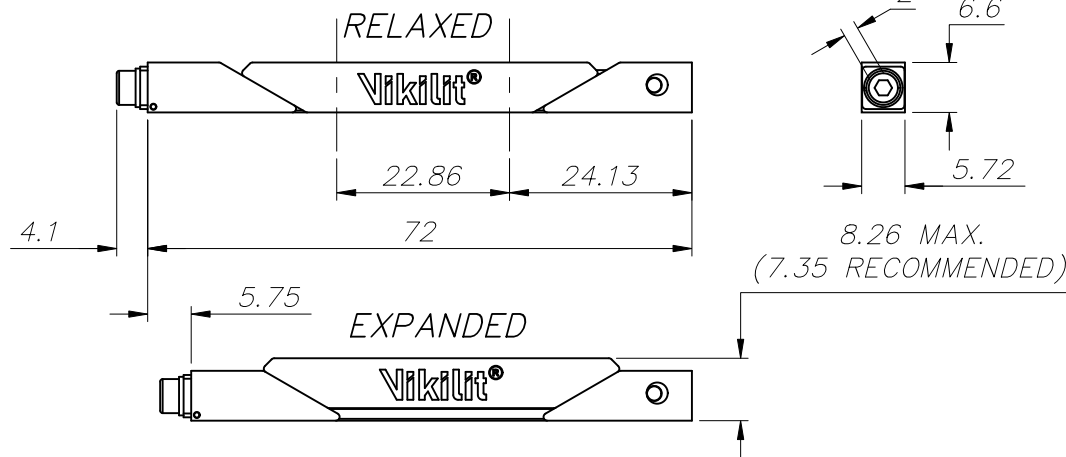
COMPUTER GENERATED DRAWING
MANUAL CHANGES PROHIBITED

NOTES:

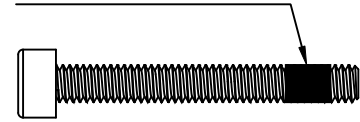
- 1- ALL DIMENSIONS ARE IN MM.
- 2- MATERIAL:
 - a) WEDGES AND SHAFT ARE AL6061-T6.
 - b) SCREW, SQUARE WASHER, LOCK WASHER AND SPIRAL PIN ARE CORROSION RESISTANT STEEL.
- 3- FINISH:
 - a) WEDGES AND SHAFT: SEE TABLE 1.
 - b) SCREW, SQUARE WASHER, LOCK WASHER AND SPIRAL PIN: PASSIVATED IN ACCORDANCE WITH AMS2700F.
- 4- WEIGHT IS 7.3 gr.



DETAIL "HV2"
Provides CSK-THRU Hole
Scale 2:1



Chemical Coating
For Self locking



DETAIL "L"
Self Locking Option

REVISIONS				
ZONE	REV.	DESCRIPTION	DATE	APPROVED
	1	PROTOTYPE	26.08.2022	
	2	CHANGED UNIFIED THREAD DEFINITION CHANGED PASSIVATION STANDARD ADDED HEX SOCKET WIDTH	22.03.2024	

TABLE 1

VK572 - B - D - A - 125 - M25 - L

Options:

MANUFACTURER TYPE CODE _____

No Lock Indicator _____ B _____

Standard Screw _____ D _____

Black Anodize per MIL-A-8625 Type II, Class 2 _____ A _____

Hard Black Anodize per MIL-A-8625 Type III, Class 2 _____ HA _____

Electroless Nickel per MIL-C-26074 Class 4, Grade B, Bright _____ EN _____

Chromate per MIL-DTL-5541, Class 1A, Yellow _____ C _____

Assembly Length Code _____

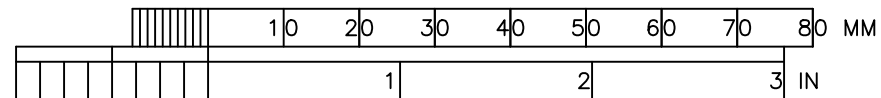
Mounting Options

- M2.5x0.45 Tapped hole _____ M25 _____
- M2x0.4 Tapped hole _____ M20 _____
- Thru hole (Detail "HV2") _____ (See Detail HV2) _____ HV2 _____
- 2-56 Tapped Hole _____ UN2 _____
- 0-80 Tapped Hole _____ UN0 _____

Self Locking Patch _____ (See Detail L) _____ L _____

None _____ N _____

PRINTS OF THIS DRAWING MAY BE REDUCED IN SIZE
TO COMPARE WITH ORIGINAL , CHECK WITH SCALE BELOW.



UNLESS OTHERWISE SPECIFIED DIMENSIONS ARE IN MM		CONTRACT NO. --		Harp Savunma Sistemleri San. ve Tic. A.Ş. Bilkent Cyberpark, Cyber Plaza B Blok, No:216 Çankaya/Ankara	
TOLERANCES ON		DRAFTS			
FRACTIONS ±		DFT SUPV		S.YILMAZ	
GENERAL X.X ±0.2		ENGR		S.YILMAZ	
X.XX ±0.10		CHECK		M.YENER	
REMOVE ALL BURRS		APPD		ME	
MATERIAL:		EE			
SEE NOTE 2		STAFF ENGR.		SIZE	
SEE NOTE 3		QA/QC		F3	
FINAL PROTECTIVE FINISH:		MFG(FAB)		FSCM NO.	
SEE NOTE 3		PROD ENG		--	
NEXT ASSY	USED ON	DWG NO.		HARP-VK-131	
APPLICATION		SCALE		REV.	
		1/1		2	
		UNIT		SHEET	
		mm		1 OF 1	