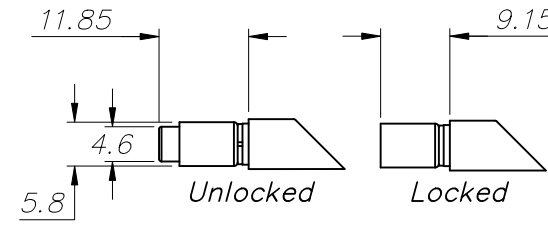


NOTES:

- 1- ALL DIMENSIONS ARE IN MM.
- 2- MATERIAL:
 - WEDGES: AL6061-T6.
 - SCREW, PLAIN WASHER, LOCK WASHER AND CLINCH NUT: CORROSION RESISTANT STEEL.
 - LOCK NUT: MS21043-04.
- 3- FINISH:
 - WEDGES: SEE TABLE 1.
 - SCREW, PLAIN WASHER, LOCK WASHER AND CLINCH NUT: PASSIVATED IN ACCORDANCE WITH AMS2700F.
 - LOCK NUT: SILVER PLATE PER AMS2410
- 4- WEIGHT IS INDICATED IN TABLE 2.

COMPUTER GENERATED DRAWING
MANUAL CHANGES PROHIBITED

REVISIONS				
ZONE	REV.	DESCRIPTION	DATE	APPROVED
	1	PROTOTYPE	10.08.2020	
	2	ADDED TABLE 1&2, DETAIL K,N,F AND P	08.02.2021	
	3	CHANGED MAX. HEIGHT ADDED CENTER HOLE	23.01.2023	
	4	CHANGED UNIFIED THREAD DEFINITION CHANGED PASSIVATION STANDARD	21.03.2024	

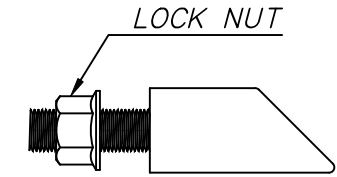


DETAIL "K"
Lock Indication

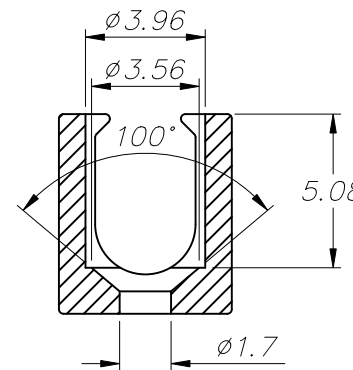
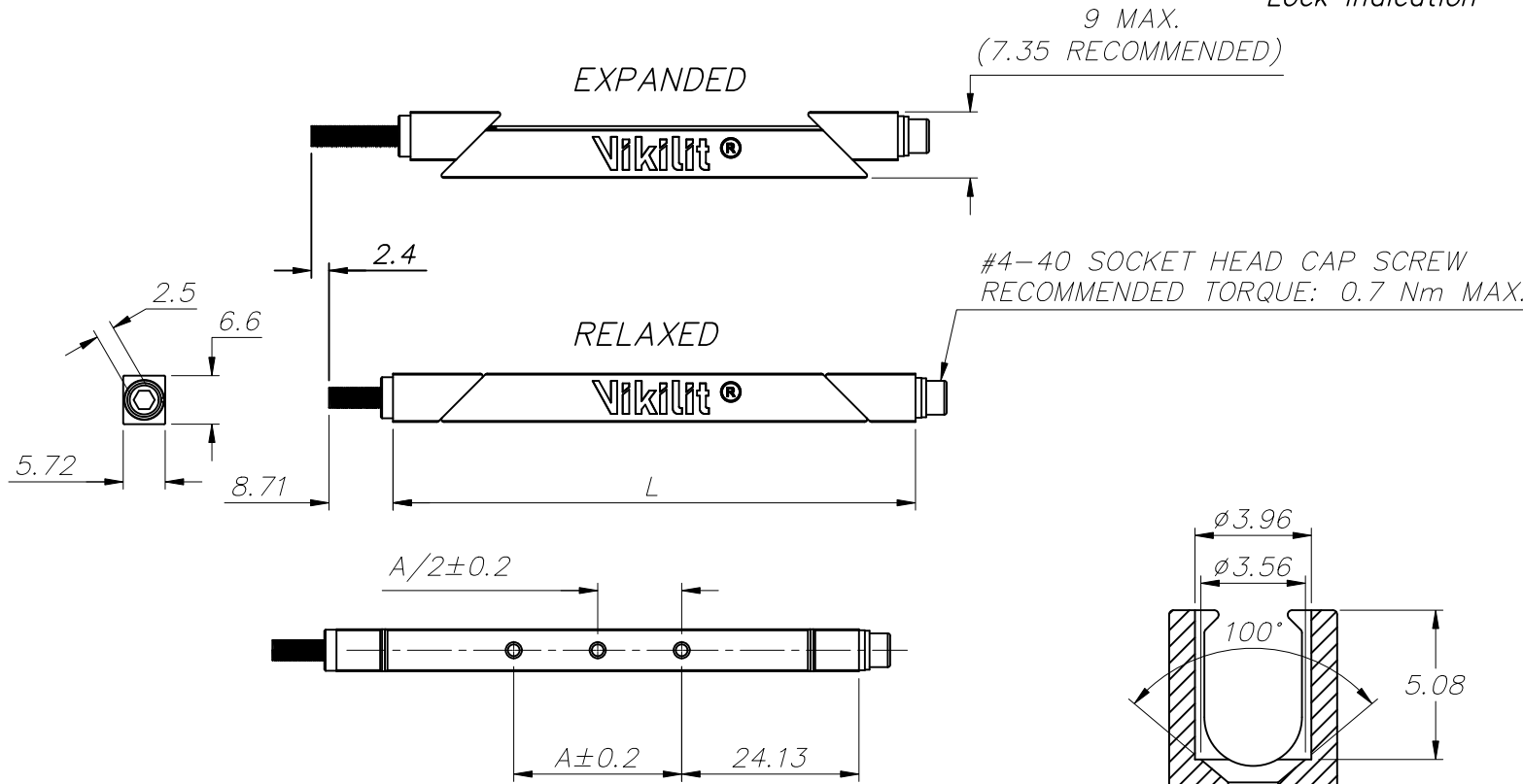
Chemical Coating
For Self locking



DETAIL "P"
Self Locking Option



DETAIL "N"
SCALE: 2:1



DETAIL "F"
Scale 4:1

TABLE 2

ASSEMBLY LENGHT CODE	L±1	A	WEIGHT (gr)
2.8	71.12	22.86	9.0
3.3	83.82	35.56	10.0
3.8	96.52	48.26	11.0
4.3	109.22	60.96	12.0
4.8	121.92	73.66	13.0
5.3	134.62	86.36	14.0
5.8	147.32	99.06	15.0
6.3	160.02	111.76	16.0
6.8	172.72	124.46	17.0
7.3	185.42	137.16	18.0
7.8	198.12	149.86	19.0
8.3	210.82	162.56	20.0
8.8	223.52	175.26	21.0

TABLE 1

VS572MP - 4.8 - LM25 - N - P

Options:

MANUFACTURER TYPE CODE _____

Assembly Lenght Code _____ (See Table 2)

Black Anodize per MIL-A-8625 Type II, Class 2 _____ A

Hard Black Anodize per MIL-A-8625 Type III, Class 2 _____ HA

Electroless Nickel per MIL-C-26074 Class 4, Grade B, Bright _____ EN

Chromate per MIL-DTL-5541, Class 1A, Yellow _____ L

Mounting Options

- M2.5x0.45 Tapped Hole _____ M25
- M2.0x0.40 Tapped Hole _____ M20
- Thru Hole _____ (See Detail F) _____ F
- 2-56 Tapped Hole _____ U2
- 0-80 Tapped Hole _____ U0

Lock Nut _____ (See Detail N) _____ N

Lock Indicator _____ (See Detail K) _____ K

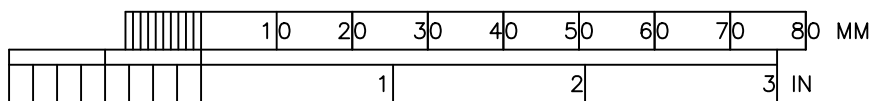
Lock Indicator and Lock Nut _____ NK

None _____ -

Self Locking Patch _____ (See Detail P) _____ P

None _____ -

PRINTS OF THIS DRAWING MAY BE REDUCED IN SIZE TO COMPARE WITH ORIGINAL , CHECK WITH SCALE BELOW.



UNLESS OTHERWISE SPECIFIED DIMENSIONS ARE IN MM		CONTRACT NO. --		Harp Savunma Sistemleri San. ve Tic. A.Ş. Bilkent Cyberpark, Cyber Plaza B Blok, No:216 Çankaya/Ankara	
TOLERANCES ON		DRAFTS			
FRACTIONS ±		DFT SUPV		VS572MP SERIES	
GENERAL X.X ±0.2		S.YILMAZ			
X.XX ±0.10		S.YILMAZ			
REMOVE ALL BURRS		M.YENER			
MATERIAL:		CHECK		SIZE A3 FSCM NO. -- DWG NO. HARP-VK-112 REV. 4	
SEE NOTE 2		APPD ME EE			
FINAL PROTECTIVE FINISH:		STAFF ENGR.		SCALE 1/1 UNIT mm SHEET 1 OF 1	
SEE NOTE 3		QA/QC			
NEXT ASSY	USED ON	MFG(FAB)			
APPLICATION		PROD ENG			